

Water Leakage?

AT TOILET CEILING,
WALL, ROOF, ETC



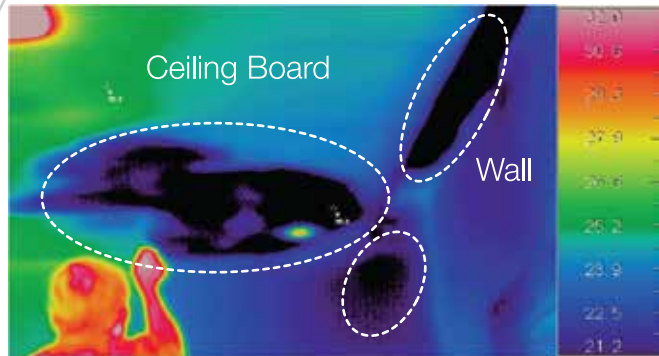

Count on us with our 30 years' comprehensive experiences in construction industry since 1984

How we work :-


1. Protection of floor and other necessary surfaces
2. Provision of safety matters, such as PPE, Circuit Breaker, Fire Extinguisher & Etc
3. Sequence of water stop work

a. To identify leakage point. If necessary, thermographic scanning shall be carried out by our accredited laboratory department

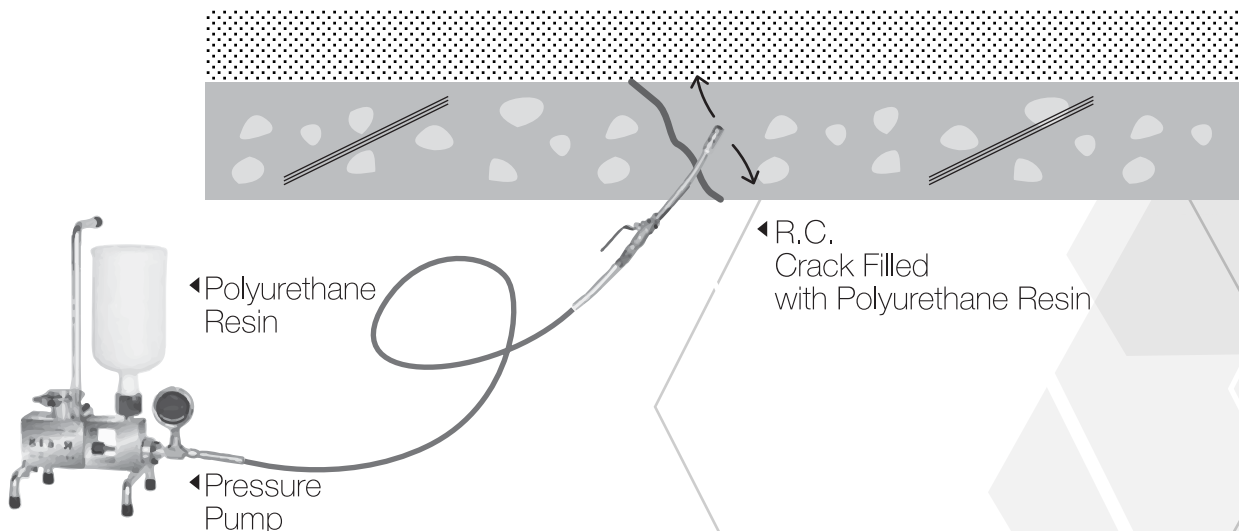
* Note : If ceiling board existed, cut and remove ceiling board



b. To drill holes along crack line



c. To install injection packer and inject polyurethane resin and make good





D. To make good and apply 1mm thick (average) elastic waterproofing layer as additional protection



4. Cleaning to all affected area and floor

* Note : If ceiling board existed, reinstate it after waterstop work

5. To provide 1 year warranty against recurrence of water leakage from treated area by us, excluding consequential damages

We are also specialist in :-

- General Contracting (BCA Registered)
- Building Inspection & Testing Services (ISO/IEC 17025 : 2005 Accredited)
- Systems Specification & Structural Repairs
- Waterproofing & Floor Coating Systems
- Building Cleaning & Maintenance

www.acolite.com.sg

MEMO